

BREA BEAD WORKS

QUILTED CRYSTAL RING



MATERIALS

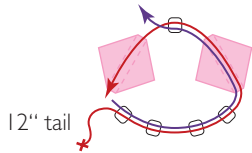
- ▷ 4mm bicone crystal [4 each of 6 colors]
- ▷ 15° seed bead [1 color]
- ▷ Fireline thread; 6 lb [4 feet]

TOOLS

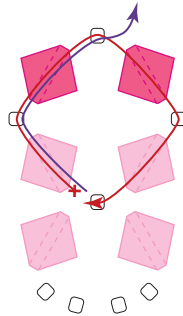
- ▷ Beading needle; size 12
- ▷ Scissors

right-angle weave

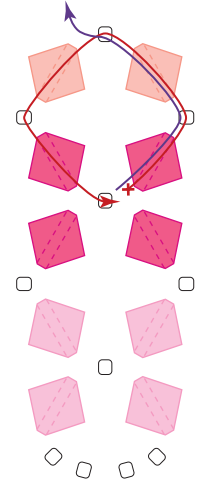
Bicone colors will be referred to as color A, B, C, D, E, and F and are distinguishing each set of four crystals.



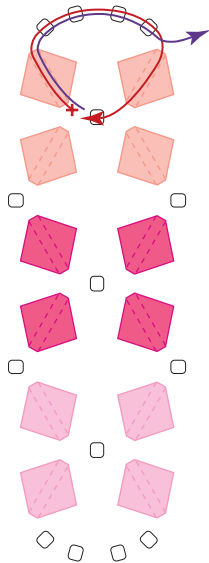
1. Thread needle with 4' of Fireline thread. String on 4 seed beads (SB), bicone A, 1SB, and bicone A and tie a square knot leaving 12" of tail thread. Pass thread through following 4SBs, bicone, and SB.



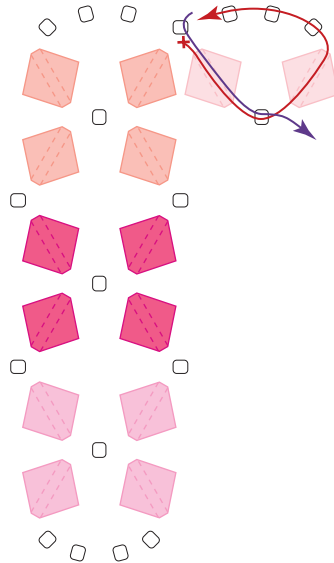
2. String on bicone A, SB, bicone B, SB, bicone B, SB, bicone A, and form a loop by passing thread through linking SB. Pass thread through following bicone, SB, bicone, and SB.



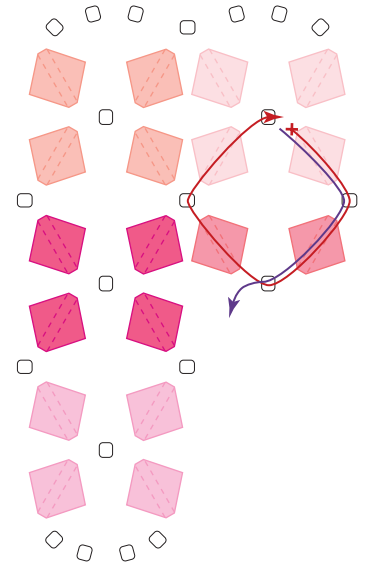
3. String on bicone B, SB, bicone C, SB, bicone C, SB, bicone B, and form a loop by passing thread through linking SB. Pass thread through following bicone, SB, bicone, and SB.



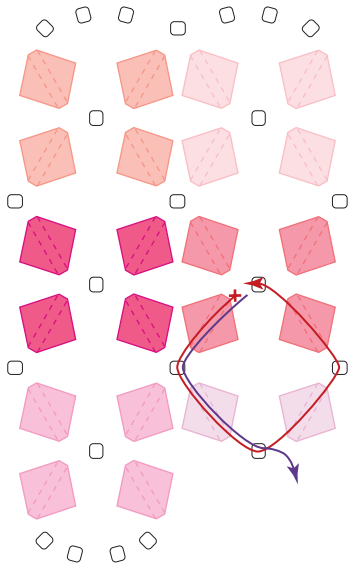
4. String on bicone C, 4SBs, bicone C, and form a loop by passing thread through linking SB. Pass thread through following bicone and 4SBs.



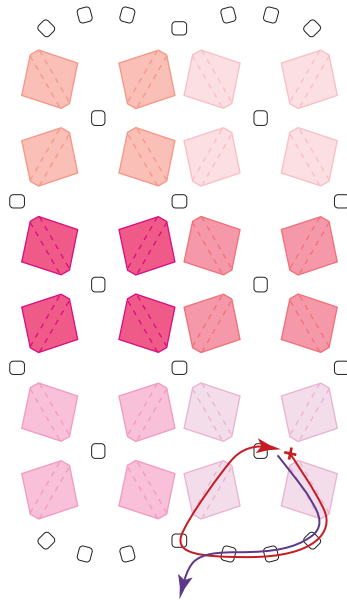
5. String on bicone D, SB, bicone D, 3SBs, and pass thread through linking SB. Pass thread through following bicone and SB.




6. String on bicone D, SB, bicone E, SB, and bicone E. Pass thread through SB from first row to link sides together. String on bicone D and pass through linking SB. Pass thread through following bicone, SB, bicone, and SB.




7. String on bicone E and pass thread through SB from first row to link sides together. String on bicone F, SB, bicone F, SB, bicone E, and pass through linking seed bead. Pass thread through following bicone, SB, bicone, and SB.



8. String on bicone F, 3SBs, and pass through SB from first row to link ends together. String on bicone F and pass through linking SB. Pass thread through following bicone and 3SBs.



9. String on 4SBs and form a loop by passing through previous two middle SBs. Pass thread through following SB in current loop.



10. Create side loop by stringing on 3SBs and forming a loop by passing through previous two middle SBs. Pass thread through following 3SB in current loop.

Repeat looping from side to side until you reach about half your ring size. Start other side with tail of thread and join in the middle of band.

Tie half-hitched knots in several locations with both threads and trim.