

BREA BEAD WORKS

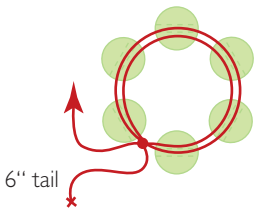
FLOWER PENDANT

MATERIALS

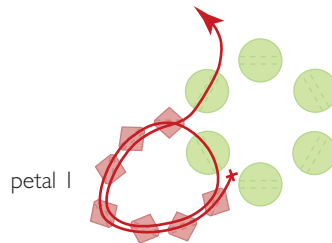
- ▷ 3mm bicone crystals [45 qty]
- ▷ 4mm round crystals [6 qty]
- ▷ 4mm bicone crystals [18 qty]
- ▷ Fireline thread; 6 lb [6 feet]

TOOLS

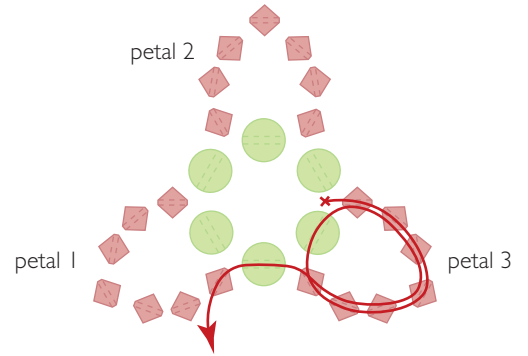
- ▷ Beading needle; size 12
- ▷ Scissors



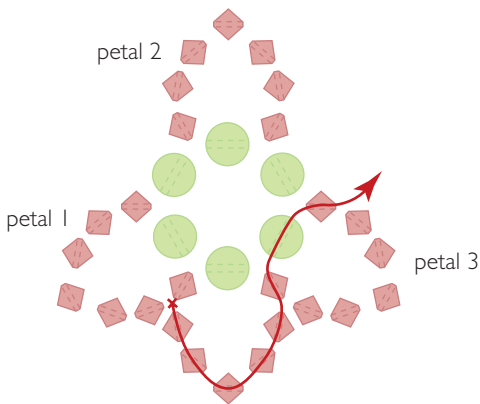
1. Thread needle with 4' of Fireline thread. String on (6) 4mm round crystals and form a loop by tying a square knot, leaving 6" of tail thread. Pass thread through all crystals again for strength.



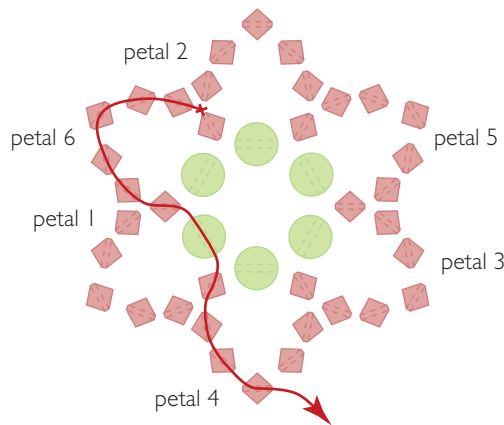
2. String on (7) 3mm bicone crystals and pass thread through next round crystal in center loop to form petal. Pass thread through all 3mm bicone crystals again and next round crystal in center loop. Repeat two more times.



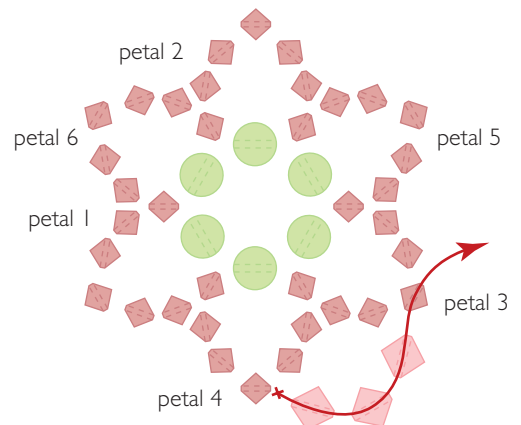
3. After completing third petal, pass thread through round crystal in center loop and first 3mm bicone in first petal.



4. String on (5) 3mm bicone crystals and pass thread through last bicone in petal 3, round crystal in center loop and first bicone in petal 3. Repeat two more times



5. After completing petals 4-6, pass thread through last bicone in petal 1, round crystal in center loop, first bicone in petal 1, and three bicones in petal 4.



6. String on (3) 4mm bicone crystals and pass thread through center bicone in petal 3. Repeat five more times to complete the circle. Tie half-hitched knots in several locations and trim excess thread. Do the same for tail thread.

To make the bail, use 18" of Fireline thread and string on (9) 3mm bicone crystals. Insert string of beads in center of any petal and tie a square knot to form loop. Pass thread through all beads again to add strength and tie half-hitched knots to secure.