

BREA BEAD WORKS

CRYSTAL ZEN BRACELET

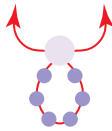
MATERIALS

- ▷ 4mm bicones; color A: violet opal [24 qty]
- ▷ 4mm bicones; color B: pacific opal [24 qty]
- ▷ 4mm bicones; color C: white opal [48 qty]
- ▷ 11° seed beads [1 color]
- ▷ 8° seed beads [1 color]
- ▷ 1mm tubular crimp bead [1 qty]
- ▷ Jump rings; 5mm open [4 qty]
- ▷ Toggle clasp [1 qty]
- ▷ SoftTouch wire; .010" dia [4 feet]

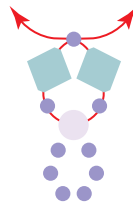
TOOLS

- ▷ Chain nose pliers
- ▷ Flat nose pliers
- ▷ Wire Cutter

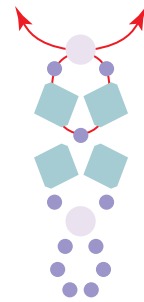
ladder stitch



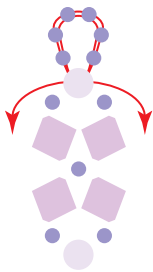
1. Start with 4' of SoftTouch wire. String on six 11° seed beads and center on wire. String on one 8° seed bead on left wire and, using ladder stitch, bridge wires by passing right wire through 8° seed bead.



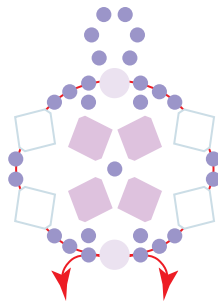
2. On left wire string on one 11° seed bead, 4mm bicone, and 11° seed bead. On right wire string on one 11° seed bead and 4mm bicone. Bridge wires together by passing right wire through 11° seed bead.



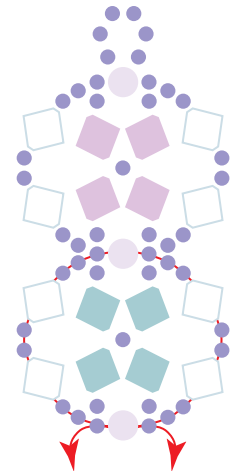
3. On left wire string on one 4mm bicone, 11° seed bead, and 8° seed bead. On right wire string on one 4mm bicone and 11° seed bead. Bridge wires together by passing right wire through 8° seed bead. Repeat steps 2-3, alternating four bicone crystal colors, until you have reached desired length.



4. When you've reached desired length string on three 11° seed beads on each wire and loop beads together, exiting out of 8° seed bead.



5. On each wire string on three 11° seed beads, one 4mm bicone, two 11° seed beads, one 4mm bicone, and three 11° seed beads. Bridge wires together by passing both wires through next 8° seed bead in base, and one 11° seed bead that was just added.

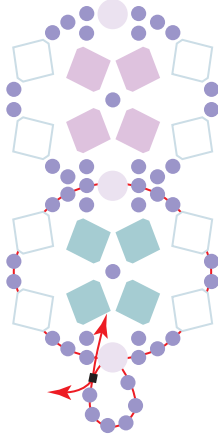


6. On each wire string on two 11° seed beads, one 4mm bicone, two 11° seed beads, one 4mm bicone, and three 11° seed beads. Bridge wires together by passing both wires through next 8° seed bead in base, and one 11° seed bead that was just added. Repeat this step until you have reach other end.

BREA BEAD WORKS

CRYSTAL ZEN BRACELET

ladder stitch



7. When you've reached other end, bridge wires by passing through just the 8° seed bead. On one wire end, string on 1mm tubular crimp bead. On other wire end, pass through six bead loop and through 1mm tubular crimp bead. Pull tight and crimp secure. Trim excess wires.

Attach toggle ends to each beaded loop at ends, using two open jump rings.

