

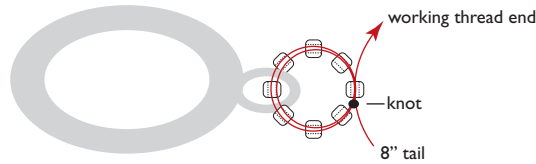
# Crystal Petals Bracelet

## MATERIALS LIST

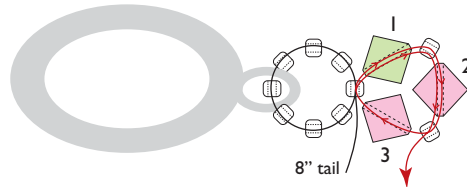
- ❑ (52+) 4mm bicone crystals; 4 per flower petal color
- ❑ (26+) 4mm bicone crystals; leaf color
- ❑ 11° seed beads or 15° seed beads
- ❑ Clasp of your choice
- ❑ Fireline thread (6 lb)
- ❑ Beading needles; size 12
- ❑ Scissors



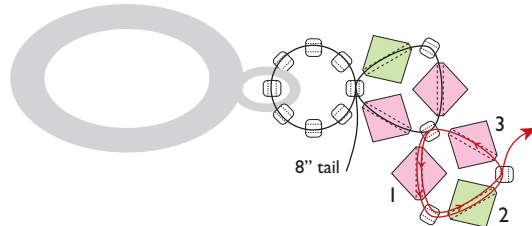
**1.** Thread needle with about 4 feet of thread. Pick up 8 seed beads and one end of your clasp and create a loop of seed beads. Loop thread through twice for strength. Tie a square knot and pass through next seed bead.



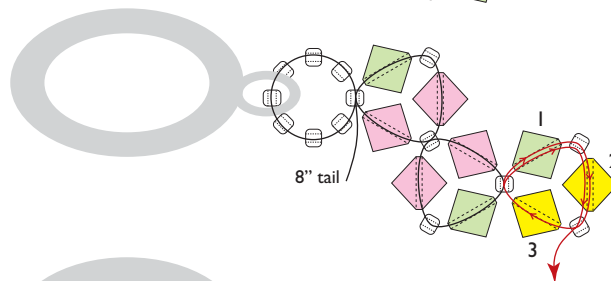
**2.** Pick up a leaf crystal, seed bead, petal crystal, seed bead, petal crystal and insert needle through the seed bead your thread was just exiting from. Continue to weave through until you are exiting seed bead between crystal 2 and 3.



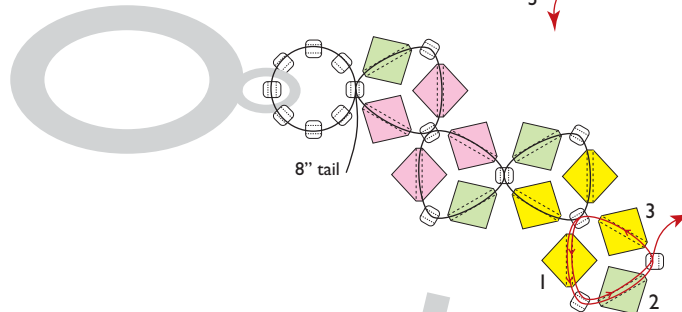
**3.** Pick up a petal crystal, seed bead, leaf crystal, seed bead, petal crystal and insert needle through the seed bead your thread was just exiting from. Continue to weave through until you are exiting seed bead between crystal 2 and 3.



**4.** Pick up a leaf crystal, seed bead, petal crystal, seed bead, petal crystal and insert needle through the seed bead your thread was just exiting from. Continue to weave through until you are exiting seed bead between crystal 2 and 3.



**5.** Pick up a petal crystal, seed bead, leaf crystal, seed bead, petal crystal and insert needle through the seed bead your thread was just exiting from. Continue to weave through until you are exiting seed bead between crystal 2 and 3.  
REPEAT UNTIL YOU REACH DESIRED LENGTH.



**6.** To end, exit from a seed bead, add 7 seed beads and the other end of you clasp and create a loop of seed beads. Loop thread through twice for strength. Weave thread back through bracelet, tying half-hitched knots to secure. Do the same for the tail end thread.

