

BREA BEAD WORKS

CHAIN OF HEARTS

MATERIALS

- ▷ Venetian heart bead; 19mm [1 qty]
- ▷ Venetian heart beads; 10mm [2 qty]
- ▷ Headpins; 2" [3 qty]
- ▷ 3mm bicones [4 qty]
- ▷ 4mm bicone [1 qty]
- ▷ 2.5mm smooth round bead [1 qty]
- ▷ 18-gauge half-round wire; half-hard [1 foot]
- ▷ Large loop cable chain; 6x8mm [16-18"]
- ▷ Ultra-suede lace; 3mm [18"]
- ▷ Lobster claw clasp; 14mm [1 qty]

TOOLS

- ▷ Chain nose pliers
- ▷ Flat nose pliers
- ▷ Round nose pliers
- ▷ Flush cutters




1. Interlace ultra-suede through large loop chain, leaving about seven loops or two inches of unlaced chain at one end.



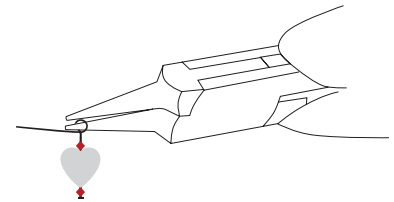
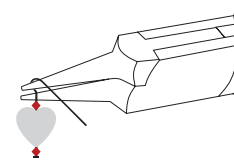
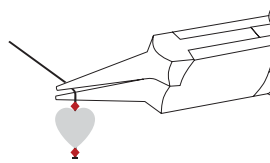
2. Fold ends of ultra-suede over last chain loop and bind secure with 18-gauge half-round wire. Bind snug with about four wraps, trim ends, and crimp down secure. Do the same for other end.



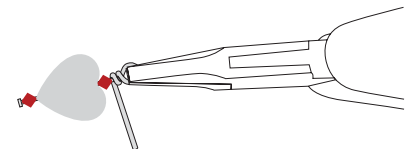
3. Attach lobster claw clasp to last chain loop, opposite the unlaced chain end, using open jump ring.



4. Insert 3mm bicone, 10mm venetian heart, and 3mm bicone on a 2" headpin. Repeat sequence on another headpin. Insert 2.5mm smooth round bead, 19mm venetian heart, and 4mm bicone on another 2" headpin.



5. Create a wrapped eyeloop for each headpin. Leave about 1/16" neck of wire atop bead sequence and bend a 90° angle in wire. Grasp corner of 90° bend with round nose pliers and form an eyeloop. Insert drop on chain before wrapping eyeloop closed. To close eyeloop, grasp eyeloop with flat nose pliers and wrap wire down to beads, about two or three wraps. Trim excess wire.



Do the same for other two headpins.