

BREA BEAD WORKS

2-IN-1 MEDALLION PENDANT

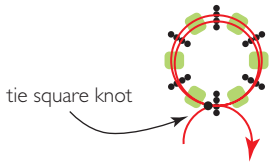
MATERIALS

- ▷ 11° seed beads [2 or more colors]
- ▷ 4mm rounds [12 qty; 6 of each color]
- ▷ 6mm bicones [6 qty]
- ▷ 3mm daisy spacers [24 qty]
- ▷ Fireline thread; 6 lb

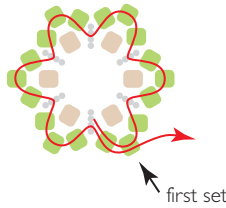
TOOLS

- ▷ Beading needles; size 12
- ▷ Scissors

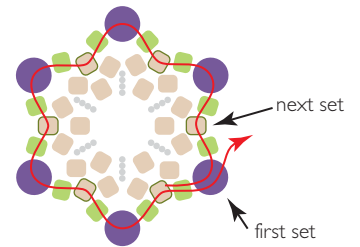
netting



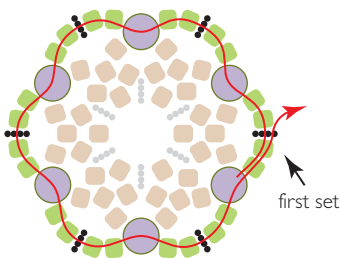
1. Thread a needle with 6 feet of thread. Needle on six sets of daisy spacers and seed beads, leaving six inches of tail thread. Needle thread through all beads again to reinforce, tie a square knot, and needle through next daisy spacer.



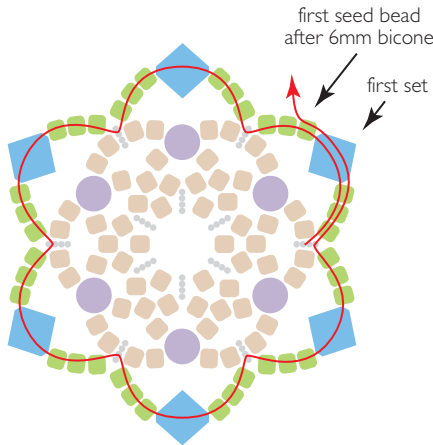
2. Needle on 3 seed beads, needle through next daisy spacer. Repeat around and exit thread from center seed bead of first set.



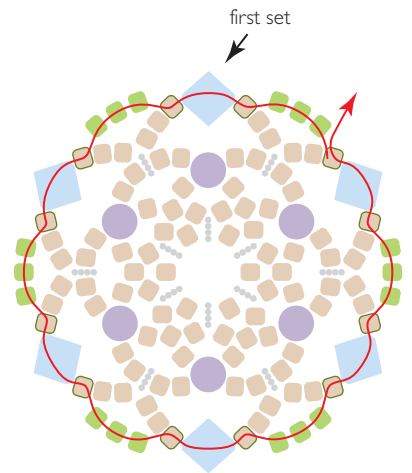
3. Needle on seed bead, 4mm round, seed bead and needle through center seed bead in next set. Repeat around and exit thread from 4mm round of first set



4. Needle on 2 seed beads, daisy spacer; 2 seed beads and needle through next 4mm round. Repeat around and exit thread from daisy spacer of first set.

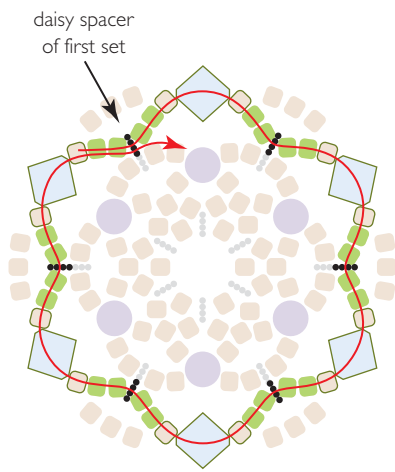


5. Needle on 3 seed beads, 6mm bicone, 3 seed beads and needle through next daisy spacer. Repeat around and exit thread from first seed bead after the 6mm bicone, of first set.

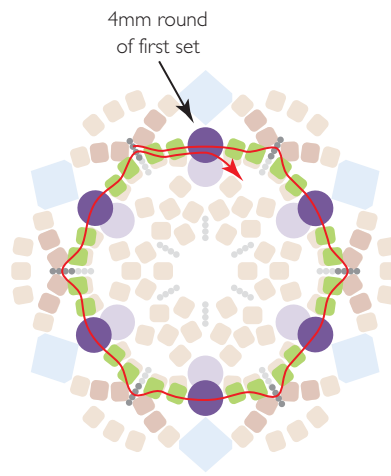


6. Needle on 3 seed beads and needle through seed bead, 6mm bicone, seed bead of first set. Repeat around and exit thread from same seed bead you started with.

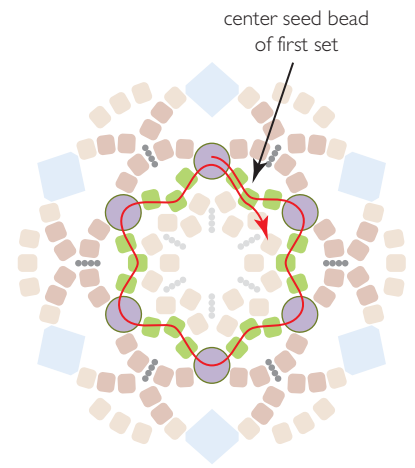
Pull thread tight to create the domed effect.



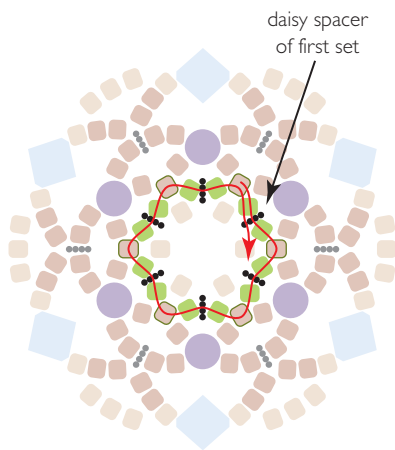
7. Needle on 2 seed beads, daisy spacer; 2 seed beads and needle through seed bead, 6mm bicone, and seed bead of next set. Repeat around and exit thread from daisy spacer of first set.



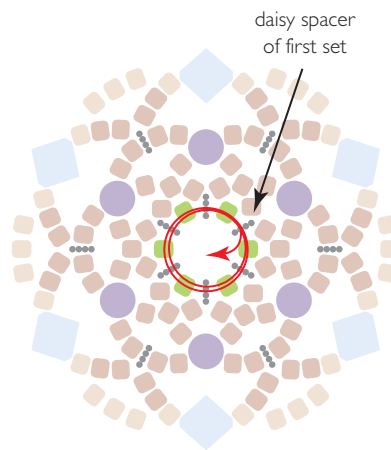
8. Needle on 2 seed beads, 4mm round, 2 seed beads and needle through daisy spacer of next set. Repeat around and exit thread from 4mm round of first set.



9. Needle on 3 seed beads and needle through next 4mm round of next set. Repeat around and exit thread from center seed bead of first set.

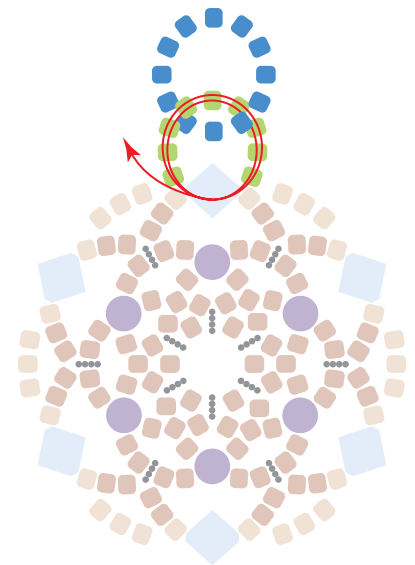


10. Needle on seed bead, daisy spacer; seed bead and needle through center seed bead of next set. Repeat around and exit thread from daisy spacer of first set.



11. Needle on a seed bead and needle through daisy spacer of next set. Repeat around and exit thread from same daisy spacer you started with.

Pull thread tight and needle thread through beads to the outside edge and exiting thread from any 6mm bicone.



12. Needle on 9 seed beads and needle through 6mm bicone forming a bail loop. Needle thread through again to reinforce. End thread by tying half-hitched knots in several locations and trim thread. Do the same to end tail of thread end.

Thread needle with a foot of thread. Needle on 12 or so seed beads and pass through bail loop. Needle through all seed beads again to reinforce creating another looped bail. Tie a square knot, needle thread end in seed beads and trim. Do the same for other end of thread.